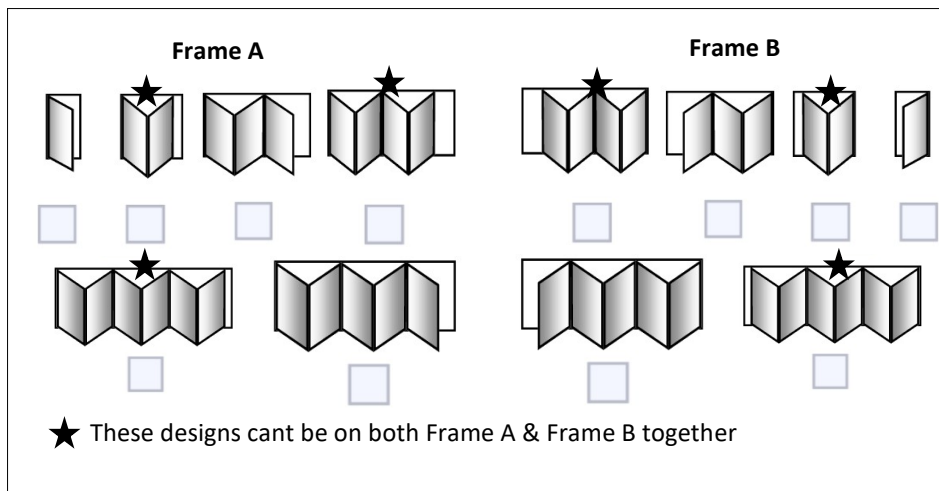
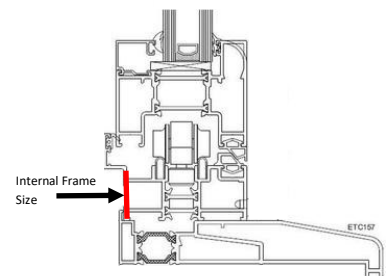
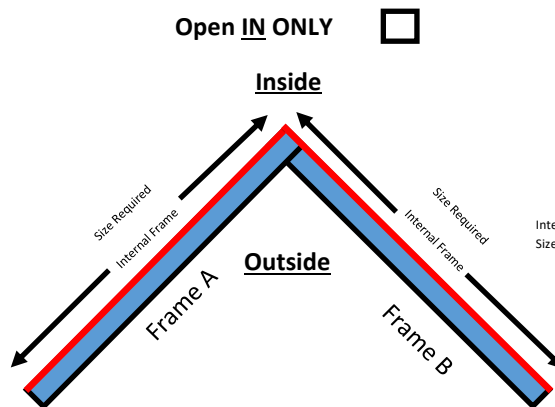
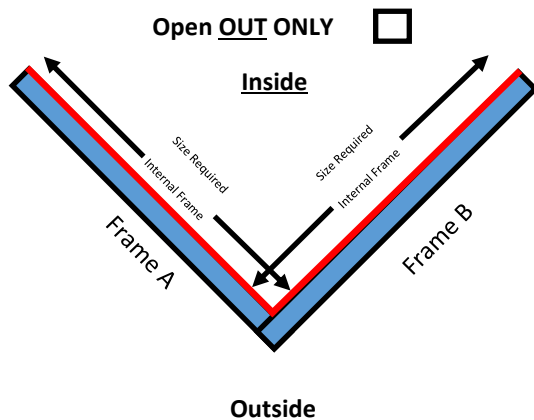


Min width per pane: 700mm, Max width per pane : 1200mm

Name: <input type="text"/>	Reference: <input type="text"/>
Address: <input type="text"/>	Date Required: <input type="text"/>
	Contact Number: <input type="text"/>
	Email: <input type="text"/>
	Signed: <input type="text"/>



Threshold	Standard 52mm <input type="checkbox"/>
	Low Mobility <input type="checkbox"/>
	Integrated <input type="checkbox"/>
Cill	No Cill <input type="checkbox"/>
	Stub Cill <input type="checkbox"/>
	190mm Cill <input type="checkbox"/>
	150mm Cill <input type="checkbox"/>
	225mm Cill <input type="checkbox"/>
	300mm Cill <input type="checkbox"/>

Frame A Size:	<input type="text"/>	Frame B Size:	<input type="text"/>
Overall Height:	<input type="text"/>	Frame Colour:	<input type="text"/>
Sash Type:	<input type="text"/>	Trickle Vents Req:	<input type="text"/>
Addon:	<input type="text"/>	Handle Colour:	<input type="text"/>
Glass Spec:	<input type="text"/>		
Additional Info			